


Make your own Sock Spaniel




These friendly little bushy eared dogs were so loved by the Royal Family that we still call them King Charles Spaniels today. Make your own royal pet from an odd sock!




Pull the sock on your hand. Put the heel on your thumb and the toe on your fingers to make a mouth. Mark where you want the eyes and nose to go.



Make some eyes and a nose, or choose some buttons or pompoms.



Lay the sock flat and stick the eyes and nose on where you made your marks. Use glue or sticky tape.



Cut some ears out of fabric.



...or make curly paper ears. Make a paper fringe.



and pull the blade of your scissors along the strips. [Click here for paper curling tips](#)



Staple each ear onto your puppet.